



We would love to see what learning you've been doing at home! Please send photos in using the **Evidence Me app**. We also have a Nursery twitter page (@NurseryUmps) where you can share your learning with us and the rest of the school.

Daily Phonics tasks	<p>Phonics: Speed sounds set 1 Revise the pictures for sounds: m, a, s, d, t, l, n, p, g, o, c, k, u, b, f, e, l, h, r, j, , v, y, w, z, x, sh, th, ch, ng,nk, qu</p> <ul style="list-style-type: none"> • Help your child to recognise each picture for each sound. <p>Please see attached sheet.</p> <p>Oral blending Collect some objects from around the house e.g. cup, mug, lid, fork, chair, pen, book, lamp, spoon.</p> <p>Split each word up and say the sounds e.g. c-u-p then say cup. M-u-g then say mug. S-p-oo-n then say spoon.</p> <p>Challenge: You point to an object and your child practices splitting the sounds of the word e.g. you point to cup, your child says the sounds c-u-p cup.</p> <p>Initial sounds Play 'I spy' in your house. Say "I spy something beginning with b". Can your child guess it's a...(book). Repeat with other initial sounds. 't' = tv 'p' = plate 'c' = car 'a' = apple</p>
----------------------------	---

Weekly Maths Tasks	Weekly Reading and Writing Tasks
--------------------	----------------------------------

Number Activities:

Counting
Practise counting up to and back from 10:
0, 1, 2, 3, 4, 5, 6, 7, 8, 9, 10
10, 9, 8, 7, 6, 5, 4, 3, 2, 1, 0

Count on from different numbers i.e
2, 3, 4, 5, 6, 7, 8, 9, 10
7, 8, 9, 10
4, 5, 6, 7, 8, 9, 10

Challenge: Can you count to 20?

Revise recognising numbers 0 – 5.
Practice forming these numbers using different media e.g. pencil, felt tip, sand, foam, chalk.

Number Formation

Can you trace the numbers?

Reading:
Parents to share a book with children daily. Visit Oxford Owl for free eBooks. You can create a [free account](#).
Complete the linked Play activities for each book.

Share a story with your story: The Three Little Pigs
If you have the book, share the book with your child. If not, you can access the book on YouTube.

After you have read the story a few times ask questions about the story as you read with your child:
What did the three little pigs build?
Which houses did the wolf blow down?
Why couldn't the wolf blow down the brick house?
What happened at the beginning of the story... middle...end?
Can you join in with the story?
What do you like about the story? Why?

Writing:
Letters
Forming letters: m,a,s,t,d, i, n, p, g
Then practice forming the letters: m,a,s,t,i
Use different media e.g. pencil, felt tip, sand, foam, chalk on the ground.

Name:
Write your child's name on a big piece of paper and encourage them to trace over the lines.
Challenge: Encourage them to look at the shape of each letter. Can your child copy the letters underneath?

Topic based Activities

Go on a spring walk

I use vocabulary that reflects the breadth of my experiences

I am learning to comment on things I have observed

I am developing an understanding of growth and changes over time.

Take your child outside on a spring walk. Observe the changes that happen in Spring.

Remind the children that during winter, lots of trees lose their leaves.

What has happened now?



Key Questions:

What can you see/smell/hear?

How are things different?

What's the weather like now?

Physical development

I am learning to move freely with pleasure and confidence in a range of ways

I am learning to move around a space changing speed and my direction to avoid obstacles

I am learning to observe the effects of activity on my body.




Set out cones/big objects in a straight line. Model walking in and out of them without knocking them over.

Ask: How else can we move? Can your child run, jump, hop, skip, shuffle, etc in and out of the cones without knocking them over?

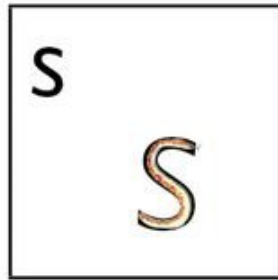
Speed Sound Pictures Set 1



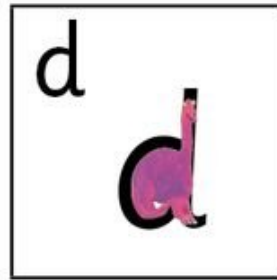
_mmm-mountain




a-a-apple



sssss-snake



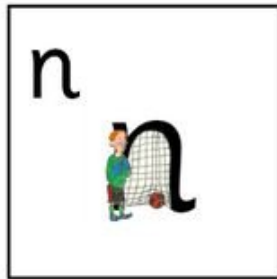
d-d-dinosaur



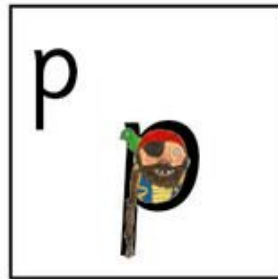
t-t-tower



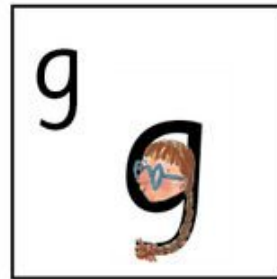
i-i-insect



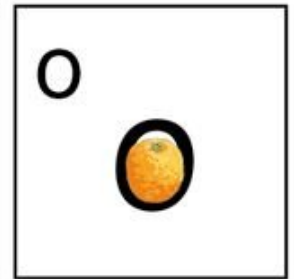
nnnn-net




p-p-pirate




g-g-girl



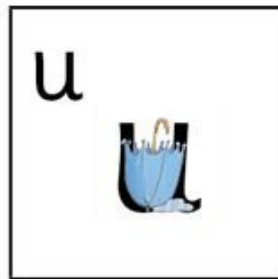
o-o-orange



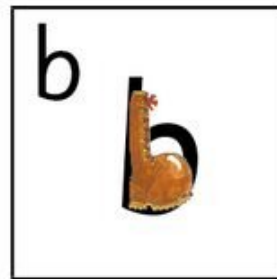
c-c-caterpillar



k-k-kangaroo



u-u-umbrella




b-b-boot




fffff-flower



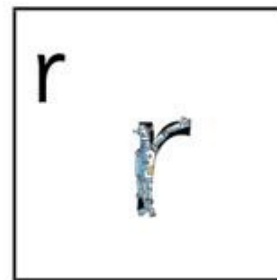
e-e-egg



llllll-leg



h-h-horse




rrrrr-robot




j-j-jack in a box



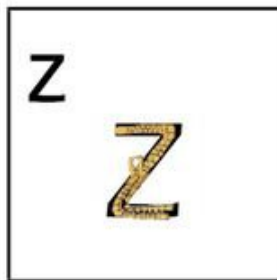
vvvv-vulture




y-y-yak



w-w-worm



zzzz-zip



exercise

Speed Sound Pictures Set 1 Diagraphs



Sounds m, s, n, f, l, r, v and z are all stretched sounds, e.g. 'mmmmm' and 'ssssss'.

All other sounds are bouncy sounds, e.g. 'a-a-a' and 'd-d-d'.

For the diagraphs (two letters, one sound), please see the stories and short sentences in the Daily Phonics Tasks section on Page 1.